


Name _____

Say the name of each picture. Print the letter for its beginning sound. Then print the letter for its ending sound.

1.




cat

2.




pan

3.



tag

4.



round

5.



map

6.



book

7.




cow

8.



mouse

9.



hat

10.




bag

11.



can

12.




bat

13.



person

14.




cap

15.



van

16.




fan

© Pearson Education, Inc./Modern Curriculum Press/Pearson Learning Group. All rights reserved. Copying strictly prohibited.

Name _____


► Say the name of each picture. Print the name on the line. In the last box, draw a picture of a short a word. Print the word.

1.



fan

2.



3.



4.



5.



6.



7.




8.




9.



10.





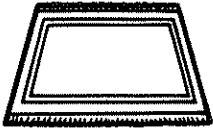

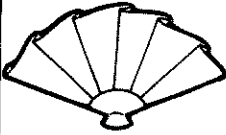






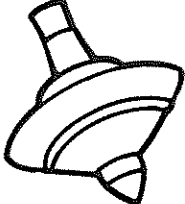
11.















12.

Same Middle Sound





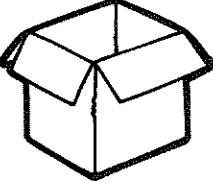

























Directions: Say the name of the picture in the first box. Color the picture in the second box if it has the same middle sound. Put an X on the picture if it has a different middle sound.

1.		
2.		
3.		
4.		
5.		
6.		

7.		
8.		
9.		
10.		
11.		
12.		

Same Ending Sound

Directions: Say the name of the picture in the first box. Color the pictures in that row that end with the same sound.

1.					
2.					
3.					
4.					
5.					
6.					

Name: _____

Word Practice

are

Read the Word.

are

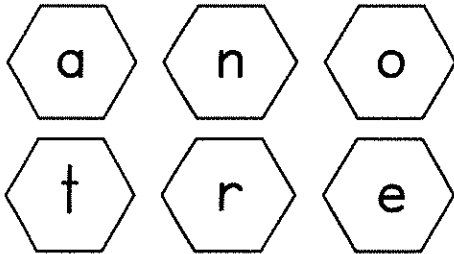
Color the Word.

are

Trace the Word.

are



Connect the Letters.



Find the Word.

a	d	a	r	e	p	y	d
r	e	s	t	e	a	r	e
e	a	r	e	u	r	b	m
p	c	s	y	o	e	g	c

Trace and Complete the Missing Letters.



Write the Word in a Sentence.

Kate and Tom _____ friends.

Name: _____

come

Write the sight word on the lines.

Please Come See


Please _____ see my cat.
Please _____ see my dog.
Please _____ see my fish.
Please _____ see my frog.
Please _____ see my bird, too.
Please _____ see my pets.
Please take one home with you!



Draw a pet you would like to have.

Name: _____

Let's Write with '-at'



Read It:

Write It:

cat

Draw It:

Use It in a sentence:

Read It:

Write It:

bat

Draw It:

Use It in a sentence:

Read It:

Write It:

hat


Draw It:

Use It in a sentence:

Name _____

I See

I see 1 little cat. 

I can see 2 dogs. 

I see 3 turtles. 

I can see 4 frogs. 

1. I can see 2 _____.
- A. cats
 - B. dogs
 - C. turtles

2. The cat is _____.
- A. little
 - B. big
 - C. yellow

3. I can see _____ frogs.
- A. 2
 - B. 3
 - C. 4